

Figure 1) The family tree of a person with nystagmus

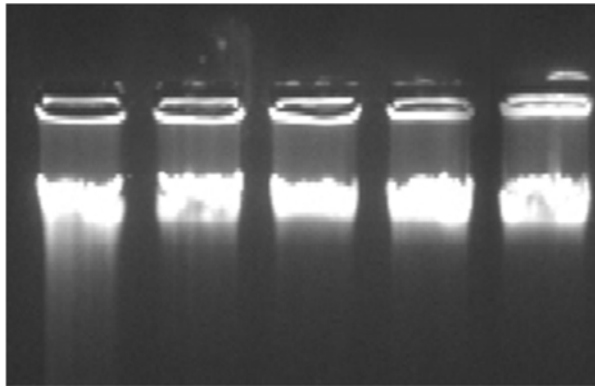


Figure 2) DNA quality extracted from the blood: to examine the DNA quality of the extracted specimens

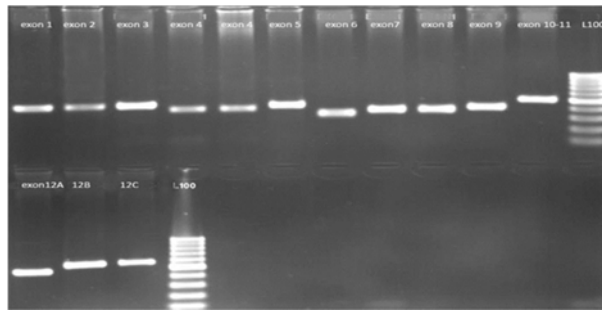


Figure 3) Expression of the FMRD7 exons as a PCR product on agarose gel

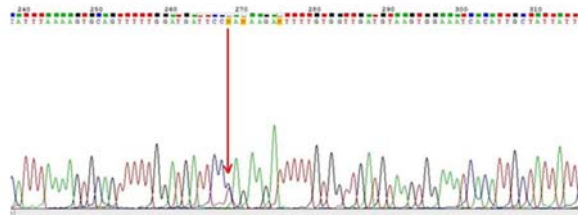


Figure 4) Changes in cytosine to thymine in a mutation in a woman with nystagmus

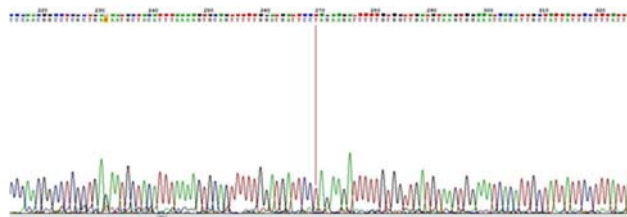


Figure 5) Mutations and changes in the amino acid sequence of cytosine to thymine in a man with nystagmus

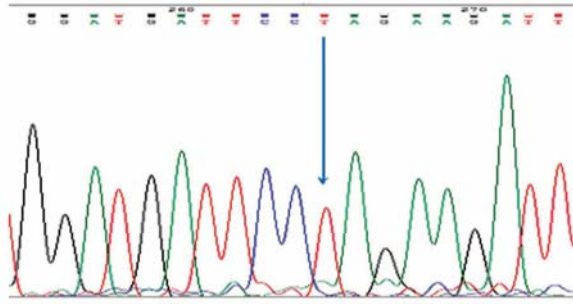


Figure 6) Mutation and amino acid sequencing